

Large Teardrop Banner

Artwork Template - Replacement

IMPORTANT INFORMATION
(Failure to follow these instructions will slow the automatic processing of your job)

1. Do not modify the document size of this file.
2. Do not edit or remove locked layers.
3. Create your artwork on the 'Your Design' layer or on your own new layer.
4. Once your design is complete, ensure you convert all text to outlines & embed images.
5. **Save this file as a PDF** and upload on our file upload page after checking out.

Bleed Area
Finished Size
Safe Artwork Area

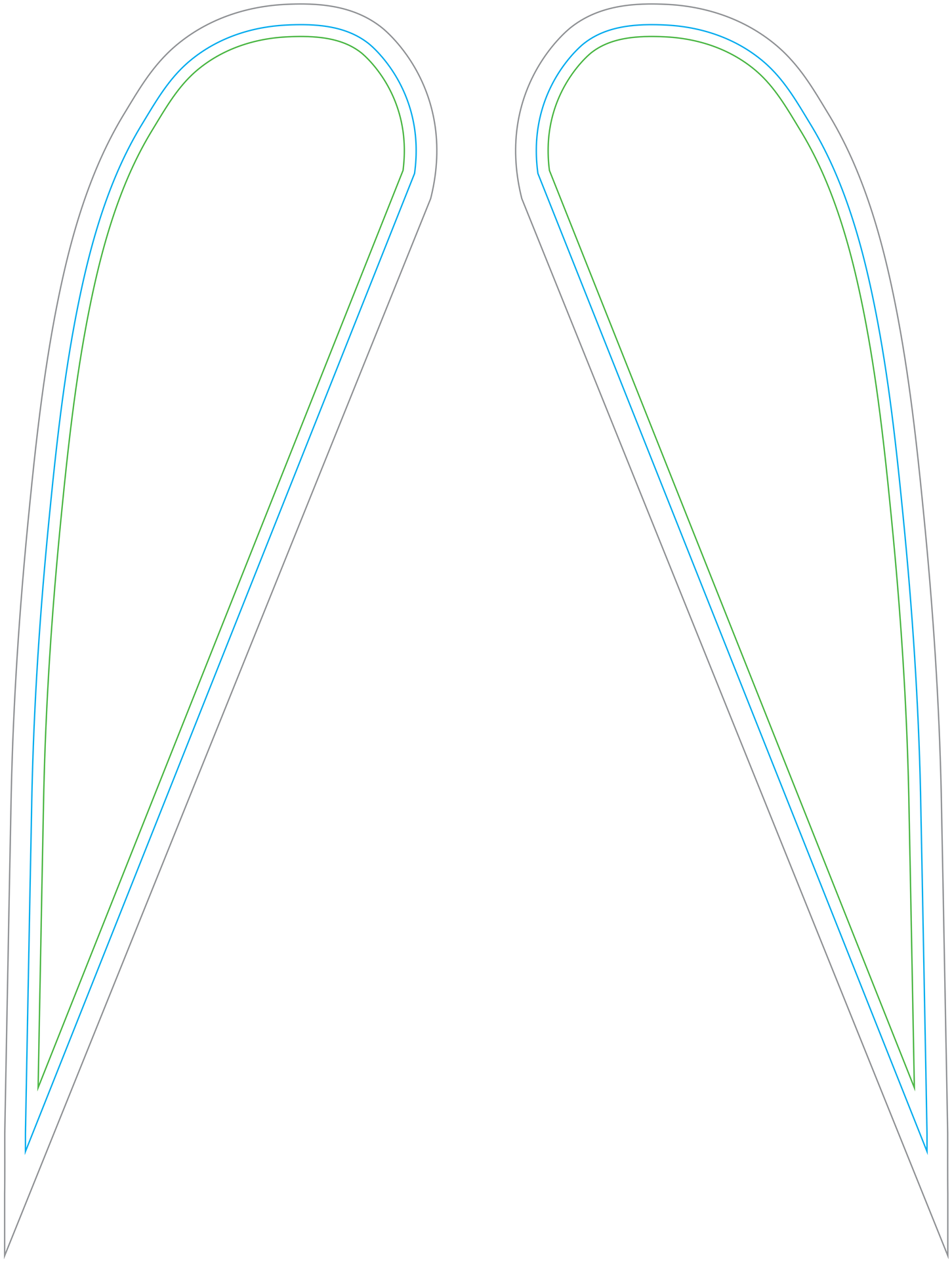

Medium Teardrop Banner

Artwork Template - Replacement

IMPORTANT INFORMATION
(Failure to follow these instructions will slow the automatic processing of your job)

1. Do not modify the document size of this file.
2. Do not edit or remove locked layers.
3. Create your artwork on the 'Your Design' layer or on your own new layer.
4. Once your design is complete, ensure you convert all text to outlines & embed images.
5. **Save this file as a PDF** and upload on our file upload page after checking out.

Bleed Area
Finished Size
Safe Artwork Area



Small Teardrop Banner

Artwork Template - Replacement

IMPORTANT INFORMATION
(Failure to follow these instructions will slow the automatic processing of your job)

1. Do not modify the document size of this file.
2. Do not edit or remove locked layers.
3. Create your artwork on the 'Your Design' layer or on your own new layer.
4. Once your design is complete, ensure you convert all text to outlines & embed images.
5. **Save this file as a PDF** and upload on our file upload page after checking out.

Bleed Area
Finished Size
Safe Artwork Area